















HILLSBOROUGH COUNTY MANATEE PROTECTION ZONES

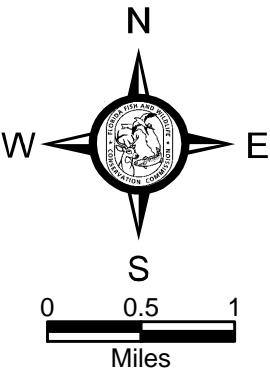
**68C-22.013 F.A.C.
JANUARY 2005**

For information please call or write to:
Fish and Wildlife Conservation Commission
Division of Habitat and Species Conservation
Imperiled Species Management Section
620 South Meridian Street - Mail Station 6A
Tallahassee, FL 32399-1600
PHONE (850) 922-4330 FAX (850) 922-4338 SUNCOM: 292-4330

ZONE TYPE LEGEND

-  **NO ENTRY (NOV 15 - MAR 31)**
-  **IDLE SPEED**
-  **IDLE SPEED (NOV 15 - MAR 31)**
-  **SLOW SPEED**
-  **SLOW SPEED (APR 1 - NOV 15)**
-  **25 MPH**
-  **25 MPH IN CHANNEL**

Zone Type	
	No Entry (Nov. 15 - Mar. 31)
	Idle Speed (Nov. 15 - Mar. 31)
	Idle Speed
	Slow Speed
	25 mph



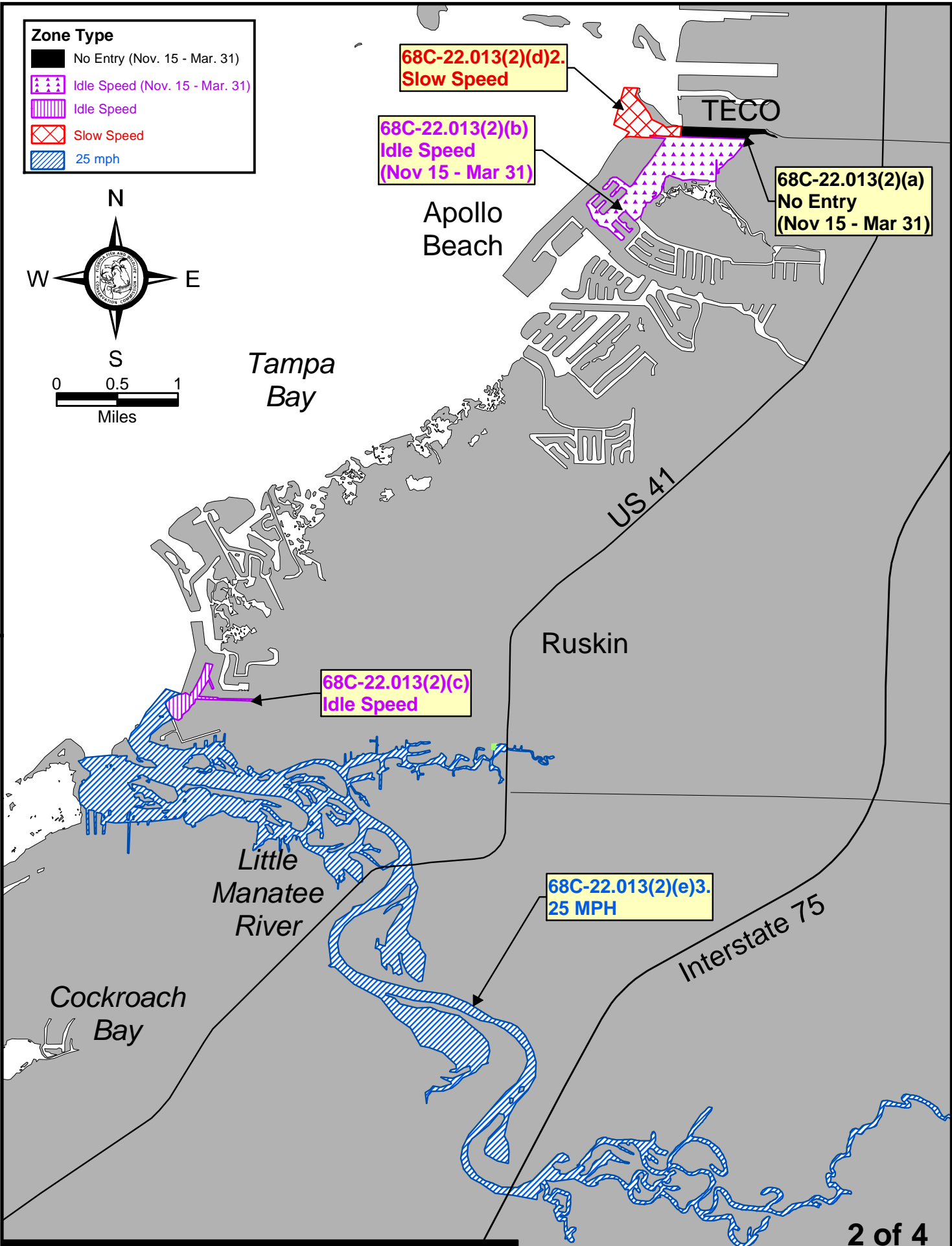
68C-22.013(2)(d)2.
Slow Speed

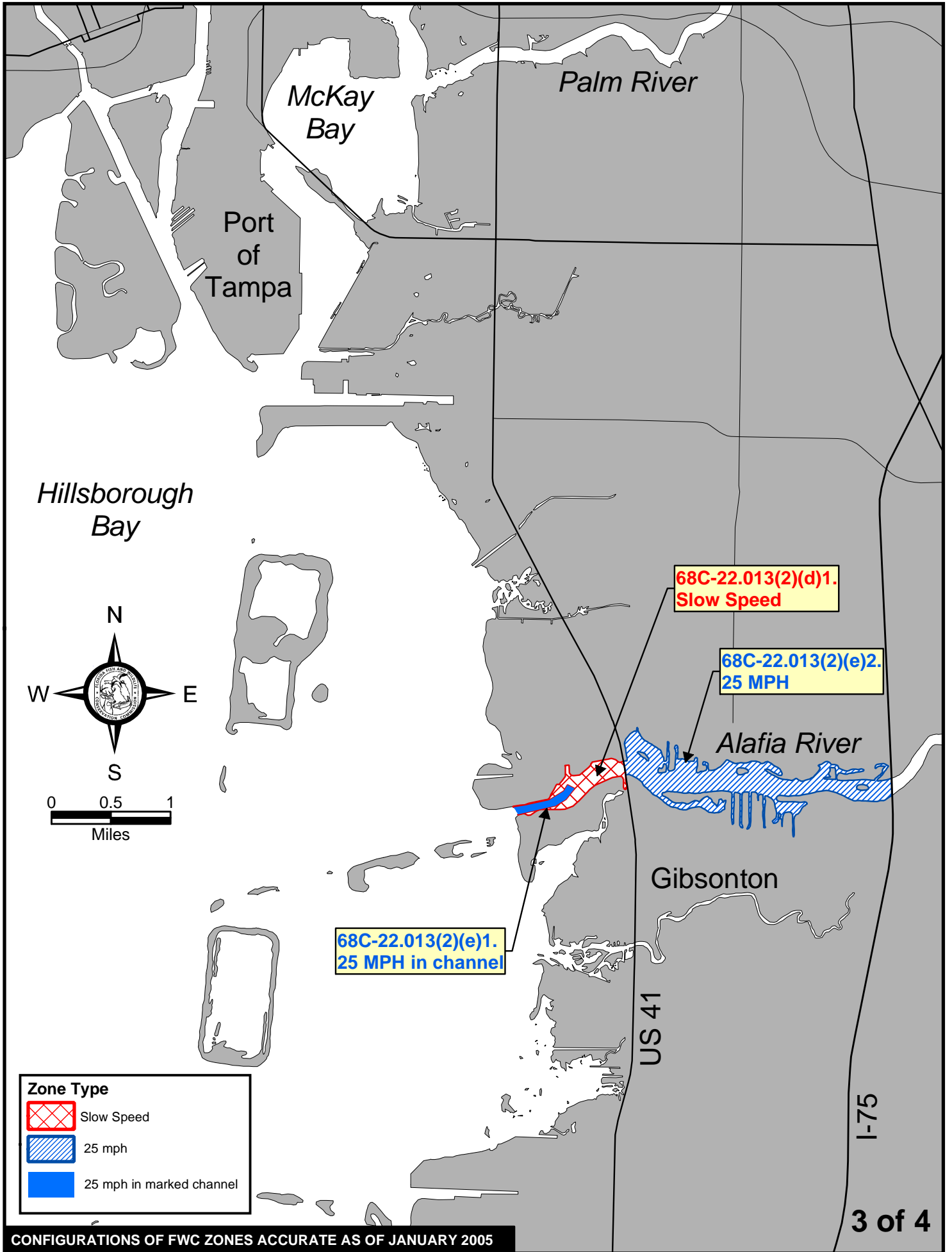
68C-22.013(2)(b)
Idle Speed
(Nov 15 - Mar 31)

68C-22.013(2)(a)
No Entry
(Nov 15 - Mar 31)




68C-22.013(2)(c)
Idle Speed

68C-22.013(2)(e)3.
25 MPH





Zone Type

-  Slow Speed
-  Slow Speed (Apr. 1 - Nov.15)
-  25 mph in marked channel

